


## ROUND PLUG CONNECTOR M23

### With open ended wires




**Round plug connector**  
Female

**M23**

**12-pole**

- Straight/90°
- For unshielded distribution boxes

page 3.7.2



**Round plug connector**  
Female

**M23**

**19-pole**

- Straight/90°
- For unshielded distribution boxes

page 3.7.3



**Round plug connector**  
Female

**M23**

**19-pole**

- Straight
- For shielded distribution boxes

page 3.7.4

### Field-wireable



**Round plug connector**  
Female

**M23**

**12- and 19-pole**

- Straight/90°
- For unshielded distribution boxes

page 3.7.5

Round plug connector M23

# ROUND PLUG CONNECTOR M23


With open ended wires

- 12-pole

Female  
Straight



Female  
90°



<b>1</b>	<b>Form</b>	<b>No. 23051</b>	<b>23151</b>
	Suppression	11-pole	11-pole
	Circuit diagram		
	Connection cable for distribution box	8-way, 4-pole	8-way, 4-pole
	Contact layout	<p>Female</p>	<p>Female</p>
<b>2</b>	<b>Cable type</b>	<b>Jacket color</b>	<b>Jacket color</b>
	Wire diameter 0.34/0.75 mm² PUR/PVC	gray 362	gray 362
<b>3</b>	<b>Cable length</b>		
	5.0 m	0500	
	10.0 m	1000	
	15.0 m	1500	
	<b>Article no.</b>		
	The composition of your article number is explained on page 3.1.2	7 0 0 0 - - - - -	- - - - -
		<b>1</b> Form	<b>2</b> Cable type <b>3</b> Cable length
<b>Notes</b>	<p>Technical data in chapter 3.11. Differing cable lengths up to 2 m can be ordered in 0.2 m steps, from 2 m on in 0.5 m steps.</p>		

Round plug connector M23

# ROUND PLUG CONNECTOR M23


With open ended wires

- 19-pole

Female  
Straight



Female  
90°



1 Form	No.	23251	23351
Suppression		19-pole	19-pole
Circuit diagram			
Connection cable for distribution box		8-way, 5-pole	8-way, 5-pole
Contact layout		<p>Female</p>	<p>Female</p>
2 Cable type	Wire diameter	Jacket color	Jacket color
PUR/PVC	0.34/0.75 mm <sup>2</sup>	gray 398	gray 398
PUR (UL/CSA)	0.5/1 mm <sup>2</sup>	452	452
3 Cable length			
5.0 m		0500	
10.0 m		1000	
15.0 m		1500	
Article no.			
The composition of your article number is explained on page 3.1.2		7 0 0 0 - - - - -	- - - - -
		<b>1 Form</b>	<b>2 Cable type</b> <b>3 Cable length</b>
Notes	<p>Technical data in chapter 3.11. Round plug connector M23 acc. to CNOMO-guide on request. Differing cable lengths up to 2 m can be ordered in 0.2 m steps, from 2 m on in 0.5 m steps.</p>		

# ROUND PLUG CONNECTOR M23

With open ended wires

- 19-pole

- shield on M23 screw fixing

Female

Straight



<b>1</b>	<b>Form</b>	<b>No. 23711</b>	<b>23751</b>
	<b>Suppression</b>	<b>11-pole</b>	<b>19-pole</b>
	<b>Circuit diagram</b>		
	<b>Connection cable for distribution box</b>	<b>4-way, 5-pole</b>	<b>8-way, 5-pole</b>
	<b>Contact layout</b>	<p>Female</p>	<p>Female</p>
<b>2</b>	<b>Cable type</b>	<b>Jacket color</b>	<b>Jacket color</b>
	<b>Wire diameter 0.34/0.75 mm²</b>	<b>gray</b>	<b>gray</b>
	<b>PUR (UL/CSA-listed)</b>	<b>373</b>	<b>401</b>
<b>3</b>	<b>Cable length</b>		
	5.0 m	<b>0500</b>	
	10.0 m	<b>1000</b>	
	15.0 m	<b>1500</b>	
	<b>Article no.</b>		
	<b>The composition of your article number is explained on page 3.1.2</b>	<b>7 0 0 0</b> - - - - -	- - - - -
		<b>1</b> Form	<b>2</b> Cable type
			<b>3</b> Cable length
	<b>Notes</b>	Technical data in chapter 3.11. Round plug connector M23 acc. to CNOMO-guide on request. Differing cable lengths up to 2 m can be ordered in 0.2 m steps, from 2 m on in 0.5 m steps.	

Round plug connector M23

# ROUND PLUG CONNECTOR M23

Field-wireable

– 12- or 19-pole

– with solder pins

Female  
Straight



Female  
90°



1 Form	No.	23061	23261	23161	23361
Suppression		12-pole	19-pole	12-pole	19-pole
Circuit diagram					
Connection plug for distribution box		4...8-way, 4-pole	4...8-way, 5-pole	4...8-way, 4-pole	4...8-way, 5-pole
Contact layout		<p>Female</p>	<p>Female</p>	<p>Female</p>	<p>Female</p>
<b>Technical data</b>					
Supply voltage		max. 125 V AC/DC			
Current per contact (40°C)		max. 8 A, per contact Ø 1 mm, max. 10 A, per contact Ø 1.5 mm			
Wiring method		solder pins			
Connection diameter		max. 1 mm <sup>2</sup>			
Clamping range screw thread		8...14 mm			
Protection		IP65 when plugged and screwd down (EN 60529)			
Temperature range		-30...+90 °C			
<b>Article no.</b>					
The composition of your article number is explained on page 3.1.2		<u>7</u> <u>0</u> <u>0</u> <u>0</u>	-	<u>0</u> <u>0</u> <u>0</u>	<u>0</u> <u>0</u> <u>0</u> <u>0</u>
		<b>1 Form</b>			
<b>Notes</b>		Technical data in chapter 3.11.			

# NOTES

A large grid of graph paper for taking notes, consisting of 20 columns and 30 rows of small squares.

Round plug connector M23