


ROUND PLUG CONNECTOR 7/8"

With open ended wires



Round plug connector 7/8"
Female
• Straight/90°

page 3.8.2

Field-wireable



Round plug connector 7/8" Insulation displacement technology
Male/Female
• Straight


page 3.8.3



Round plug connector 7/8" Screw terminals
Male/Female
• Straight/90°

from page 3.8.4

Connection cable



Round plug connector 7/8"
Male
• Straight/90°

Round plug connector 7/8"
Female
• Straight/90°

page 3.8.6

Round plug connector 7/8"

ROUND PLUG CONNECTOR 7/8"

With open ended wires

Female
Straight



Female
90°



Approvals:

1 Form	No. 78021	78051
Suppression	5-pole power cable	5-pole power cable
Circuit diagram		
Contact layout		
2 Cable type	Jacket color	Jacket color
Wire diameter 1.5 mm ² PUR, suitable for C-tracks (UL/CSA)	gray 961	gray 961
Wire diameter 1.0 mm ² PUR/PVC	965	965
3 Cable length		
1.5 m	0150	
3.0 m	0300	
5.0 m	0500	
7.5 m	0750	
10.0 m	1000	
Article no.		
The composition of your article number is explained on page 3.1.2	7 0 0 0 - - - - -	- - - - -
	1 Form	2 Cable type 3 Cable length
Notes	Technical data in chapter 3.11. Accessories on page 3.8.7 Differing cable lengths up to 2 m can be ordered in 0.2 m steps, from 2 m on in 0.5 m steps.	

Round plug connector 7/8"

ROUND PLUG CONNECTOR 7/8"

Field-wireable

– with insulation displacement technology

Male
Straight



Female
Straight



1 Form		No. 78091	78211
Suppression		5-pole	5-pole
Circuit diagram			
Wire diameter		0.75...1.5 mm ²	0.75...1.5 mm ²
Contact layout		<p>Male</p>	<p>Female</p>
Technical data			
Supply voltage		230/400 V AC/DC	
Supply current per contact (40 °C)		max. 10 A	
Conductor diameter		≥ 0.15 mm (acc. to VDE 0812)	
Outer wire diameter		≤ 2.8 mm	
Outer cable diameter		6.8...12.5 mm	
Wire isolation		PVC, PP, TPE	
Connection frequency		10 (with same cable diameter)	
Protection		IP67 when plugged and screwd down (EN 60529)	
Temperature range		-40...+85 °C	
Article no.			
The composition of your article number is explained on page 3.1.2		7 0 0 0	0 0 0 0
		1 Form	
Notes		Technical data in chapter 3.11. Accessories on page 3.8.7	

ROUND PLUG CONNECTOR 7/8"

Field-wireable
– with screw terminals

Male
Straight



Male
90°



Round plug connector 7/8"

1 Form	No.	78081	78101	78141
Suppression		5-pole	5-pole	5-pole
Circuit diagram				
Clamping range screw thread		6...8.7 mm	10...12 mm	6...8.7 mm
Contact layout		<p>Male</p>	<p>Male</p>	<p>Male</p>
Technical data				
Supply voltage		250 V AC/DC		
Supply current per contact (40 °C)		max. 9 A		
Wiring method		screw terminals		
Connection diameter		max. 1.5 mm ²		
Protection		IP67 when plugged and screwed down (EN 60529)		
Temperature range		-25...+85 °C		
Article no.				
The composition of your article number is explained on page 3.1.2		<u>7</u> <u>0</u> <u>0</u> <u>0</u>	-	<u>0</u> <u>0</u> <u>0</u>
			-	<u>0</u> <u>0</u> <u>0</u> <u>0</u>
		1 Form		
Notes		Technical data in chapter 3.11. Accessories on page 3.8.7		

ROUND PLUG CONNECTOR 7/8"

Field-wireable

– with screw terminals

Female
Straight



Female
90°



1 Form	No.	78201	78221	78261
Suppression		5-pole	5-pole	5-pole
Circuit diagram				
Clamping range screw thread		6...8.7 mm	10...12 mm	6...8.7 mm
Contact layout		<p>Female</p>	<p>Female</p>	<p>Female</p>
Technical data		<p>Supply voltage 250 V AC/DC</p> <p>Supply current per contact (40 °C) max. 9 A</p> <p>Wiring method screw terminals</p> <p>Connection diameter max. 1.5 mm²</p> <p>Protection IP67 when plugged and screwd down (EN 60529)</p> <p>Temperature range -25...+85 °C</p>		
Article no.		<p>The composition of your article number is explained on page 3.1.2</p> <p style="text-align: center;">7 0 0 0 – 0 0 0 – 0 0 0 0</p> <p style="text-align: center;">1 Form</p>		
Notes		<p>Technical data in chapter 3.11. Accessories on page 3.8.7</p>		

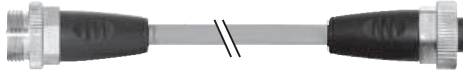
ROUND PLUG CONNECTOR 7/8"

Connection cable

- 7/8" - 7/8"

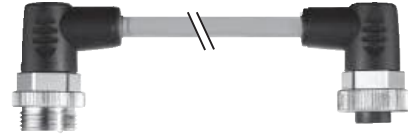
Male
Straight

Female
Straight



Male
90°

Female
90°

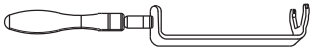


Approvals:

1 Form		No. 50021	50051		
Suppression		5-pole power cable		5-pole power cable	
Circuit diagram					
Contact layout					
2 Cable type		Jacket color		Jacket color	
Wire diameter 1.5 mm ² PUR, suitable for C-tracks (UL/CSA)		gray 961		gray 961	
Wire diameter 1.0 mm ² PUR/PVC		965		965	
3 Cable length		0030		0060	
0.3 m		0100		0150	
0.6 m		0200			
1.0 m					
1.5 m					
2.0 m					
Article no.		7 0 0 0 - - - - -		- - - - -	
The composition of your article number is explained on page 3.1.2					
		1 Form		2 Cable type	
				3 Cable length	
Notes		Technical data in chapter 3.11. Accessories on page 3.8.7 Differing cable lengths up to 2 m can be ordered in 0.2 m steps, from 2 m on in 0.5 m steps.			

Round plug connector 7/8"

ACCESSORIES

Mounting accessories		Art.-No.	suitable for
	<p>7/8" torque wrench (torque calibrated 1.5 Nm)</p>	<p>7000-99104-000 0000</p>	<p>Round plug connector 7/8"</p>
<p>Notes</p>			